

SSFA comparison

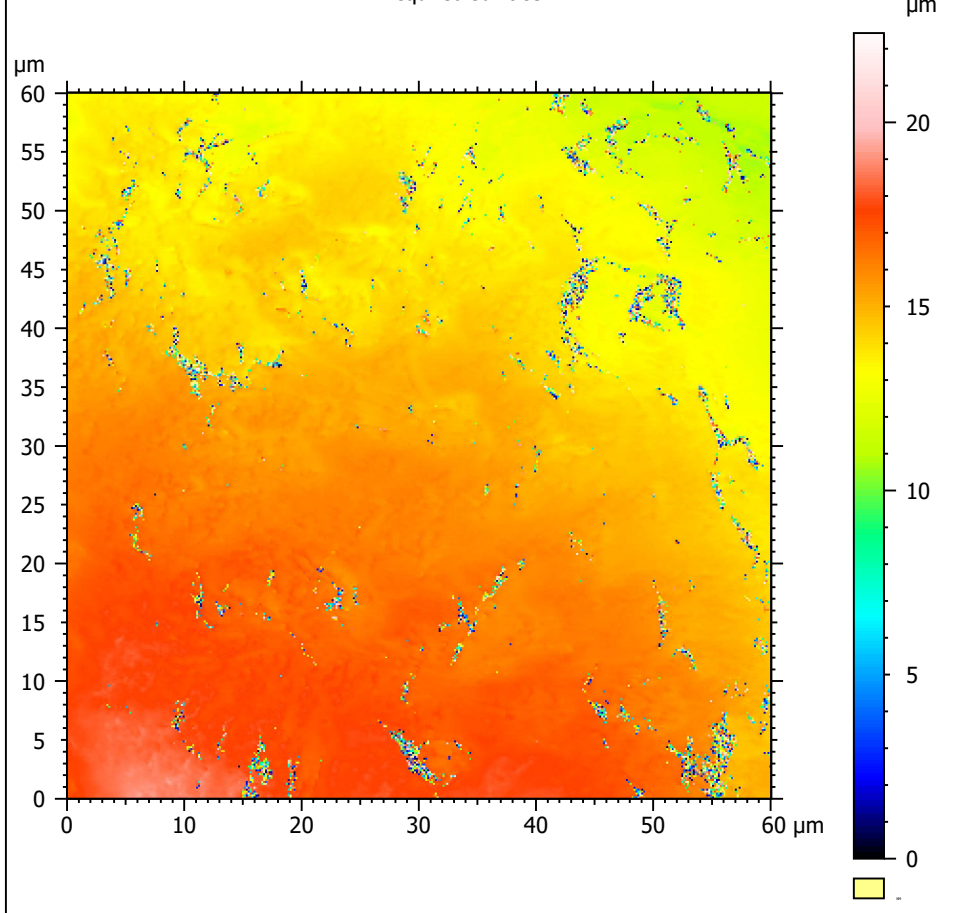
Template to process all surfaces acquired with the Nanofocus μ surf Custom with the 100x/0.80 objective.

A. Processing

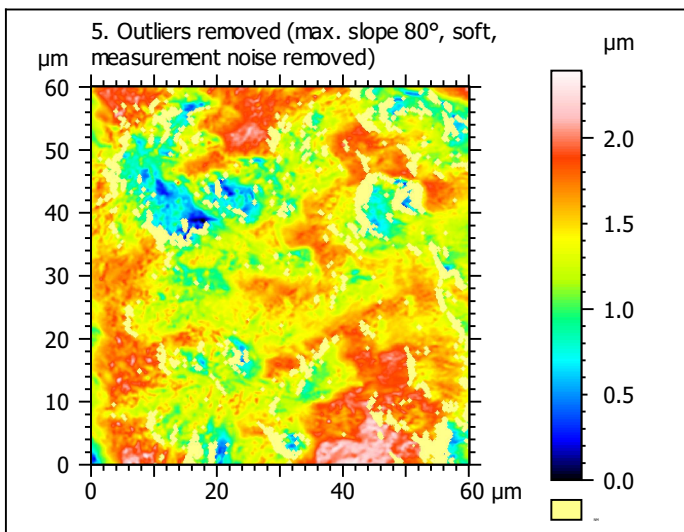
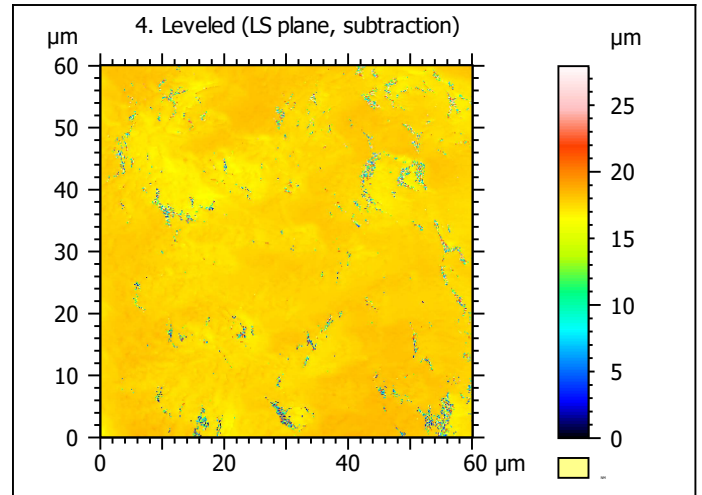
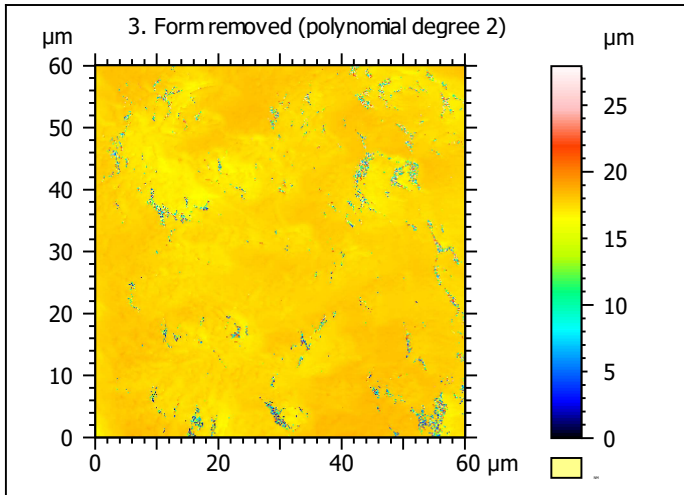
Identity card

Name:	capor_2CC5G1_txP4_#1_1_100xL_1		
File path:	D:\Data\3Ddata\SSFA\GuineaPigs\Original surfaces\capor_2CC5G1_txP4_#1_1_100xL_1.nms		
Studiable type:	Surface		
Axis:	X		
Length:	60.06	μm	
Size:	370	points	
Spacing:	0.1628	μm	
Axis:	Y		
Length:	60.06	μm	
Size:	370	points	
Spacing:	0.1628	μm	
Axis:	Z		
Layer type:	Topography		
Length:	22.43	μm	
Size:	64262	digits	
Spacing:	0.000349	μm	
NM-points ratio:	0.4368 % (598 Pts)		

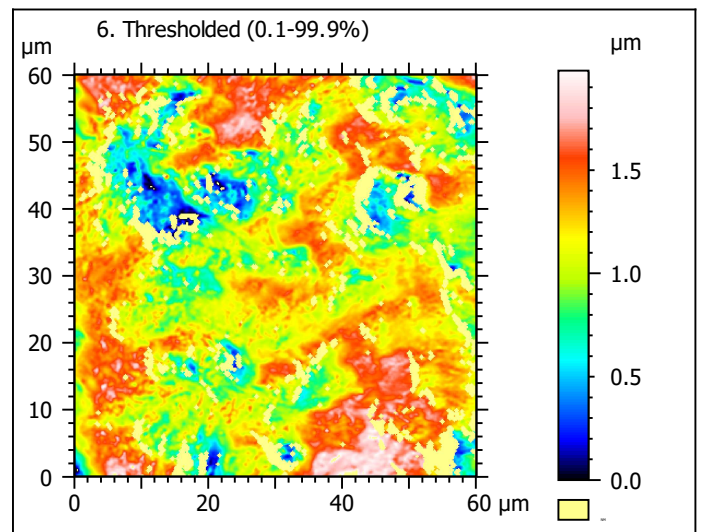
1. Acquired surface



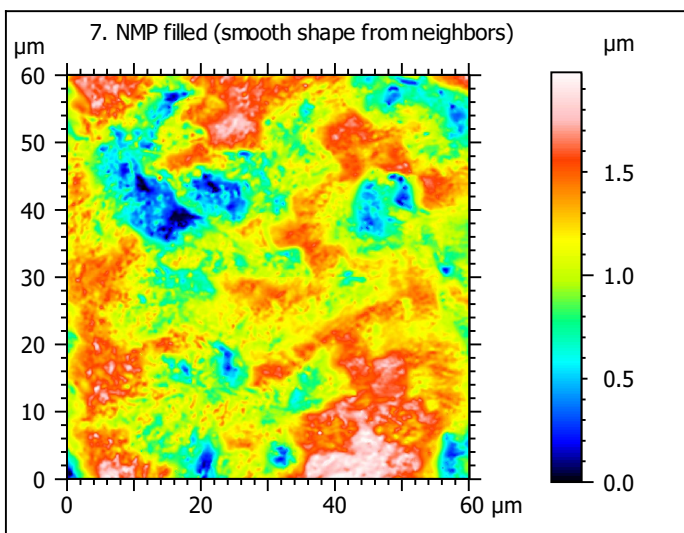
Note that the surfaces have been preprocessed (mirrored in z and cut to 60x60 μ m) according to Winkler et al. (2019), PNAS 116: 1325-1330.



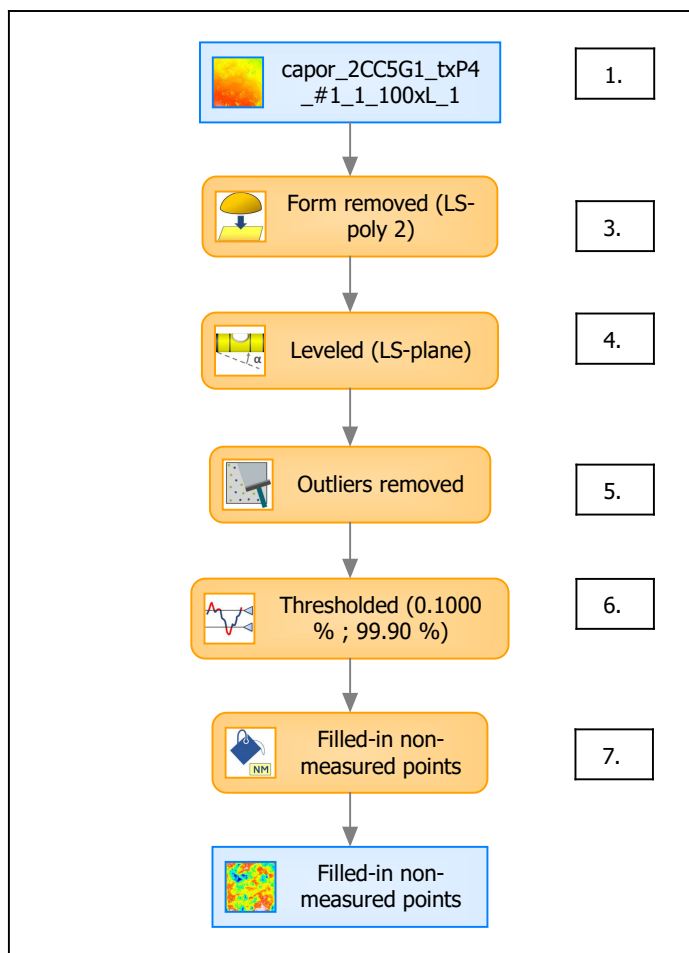
Identity card	
Name:	capor_2CC5G1_txP4_...e) > Outliers removed
Axis:	Z
NM-points ratio:	13.22 % (18101 Pts)



Identity card	
Name:	capor_2CC5G1_txP4_...0.1000 % ; 99.90 %)
Axis:	Z
NM-points ratio:	13.39 % (18337 Pts)



B. Summary



Identity card

Name:	capor_2CC5G1_txP4_#1_1_100xL_1 > Form removed (LS-poly 2...resholded (0.1000 % ; 99.90 %) > Filled-in non-measured points		
Studiable type:	Surface		
Axis:	X		
Length:	60.06	μm	
Size:	370	points	
Spacing:	0.1628	μm	
Axis:	Y		
Length:	60.06	μm	
Size:	370	points	
Spacing:	0.1628	μm	
Axis:	Z		
Layer type:	Topography		
Length:	1.981	μm	
Size:	5676	digits	
Spacing:	0.000349	μm	

